



### District Report Card: 2017


|                           |                            |
|---------------------------|----------------------------|
| <b>State:</b> Maharashtra | <b>District:</b> Ratnagiri |
| <b>Class:</b> 5           | <b>Subject:</b> Language   |
| <b>Schools:</b> 61        | <b>Students:</b> 1112      |


### Participation/Coverage


#### Students

| <b>GENDER</b><br> | Boys   |       | Girls  |       |
|--|--------|-------|--------|-------|
|  | Number | %     | Number | %     |
|  | 544    | 48.92 | 568    | 51.08 |

| <b>AREA</b><br> | Rural  |       | Urban  |       |
|---|--------|-------|--------|-------|
|   | Number | %     | Number | %     |
|   | 875    | 78.69 | 237    | 21.31 |

| <b>CATEGORY</b><br> | SC     |      | ST     |      | OBC    |       | GEN    |       |
|--|--------|------|--------|------|--------|-------|--------|-------|
|  | Number | %    | Number | %    | Number | %     | Number | %     |
|  | 72     | 6.47 | 19     | 1.71 | 666    | 59.89 | 355    | 31.92 |

| <b>CWSN</b><br> | LD | VI | HI | S&LD | ID | Oth |
|--|----|----|----|------|----|-----|
|  | 0  | 1  | 1  | 0    | 2  | 2   |

| <b>Management</b><br> | Government |       | Government-aided |       |
|--|------------|-------|------------------|-------|
|  | Number     | %     | Number           | %     |
|  | 371        | 33.36 | 741              | 66.64 |

### Average Performance of Students in Language (%)

| Overall      | Gender       |              | Area         |              | Management   |              | Social Group |              |              |              |
|--------------|--------------|--------------|--------------|--------------|--------------|--------------|--------------|--------------|--------------|--------------|
|              | Male         | Female       | Rural        | Urban        | Govt.        | Aided        | SC           | ST           | OBC          | GEN          |
| <b>73.01</b> | <b>71.04</b> | <b>74.89</b> | <b>72.91</b> | <b>73.36</b> | <b>74.86</b> | <b>72.08</b> | <b>69.07</b> | <b>61.75</b> | <b>71.41</b> | <b>77.41</b> |

### Performance on Learning Outcomes (LOs)

| Learning Outcomes | Description  | Average Performance(%) |
|-------------------|--|------------------------|
| L504              | Reads and comprehends independently storybooks, news items/ headlines, advertisements etc. | 71.60                  |
| L508              | Reads text with comprehension, locates details and sequence of events                      | 73.71                  |

| Range of Performance of Students who Answered Correctly |      |           |       |           |       |           |       |
|---|------|-----------|-------|-----------|-------|-----------|-------|
| Below 30%   |      | 30% - 50% |       | 50% - 75% |       | Above 75% |       |
| Number  | %    | Number    | %     | Number    | %     | Number    | %     |
| 38  | 3.42 | 124       | 11.15 | 403       | 36.24 | 547       | 49.19 |

### Lowest Performing Learning Outcomes (LOs)

- 1 - Reads and comprehends independently storybooks, news items/ headlines, advertisements etc. (71.60)
- 2 - Reads text with comprehension, locates details and sequence of events (73.71)